

SANTA MARIA "Le Piccole"



Art. 610

1015



1016



Art. 1015 SUPER-GLUE

Colla vinilica rapida
White glue
Wasserfester weißleim
Colle blanche
Witte houtlijm
Cola vinilica rápida

Art. 1016 ALI-GLUE
Colla alifatica rapida
Aliphatic glue
Wasserfester aliphaticleim
Colle aliphatique
Alifatische houtlijm
Cola alifática rápida



Cianoacrilato
Super glues
Sekundenkleber
Colles cyanoacrylates
Secondenlijm
Cianoacrilato

Art. 1565 20 gr.



Art. 1020 100 cc.
Vernice di fondo trasparente per legno
Clear primer for wood
Porenfüller, farblos für Holz
Bouche-pores pour bois
Primer & porienvuller voor hout
Barniz de fondo transparente para madera

Art. 1022 100 cc.
Stucco - Putty - Spachtel
Mastic - Vulmiddel - Masilla



**Art. 1740
Set**

Colori acrilici ad acqua per modellismo navale
Wash up acrylic paint for ship builder
Die Acrylic Farbe Seifenwasser für Schiffsmodelle
Couleurs acryliques à base d'eau pour modélisme naval
Acrylkleuren voor modelbouw-water oplosbaar
Pinturas acrílicas al agua para modelismo naval

Art. 1750 bianco - white - weiß - blanc - wit - blanco
Art. 1751 nero - black - schwarz - noir - zwart - negro
Art. 1752 giallo - yellow - gelb - jaune - geel - amarillo
Art. 1753 rosso - red - rot - rouge - rood - rojo
Art. 1754 blu - blue - blau - bleu - blauw - azul
Art. 1755 ocre - ochre - ocker - ocre - oker - ocre

Attrezzatura: Per la costruzione del primo stadio costruttivo di questo modello, lo scafo, abbiamo bisogno di alcuni attrezzi che Vi elenchiamo. Martello piccolo - Tagliabalsa con lame molto affilate - Serie limette - Rastrema listelli - Serie tamponi a carta vetrata - Carta vetrata grossa e fine - Serie spilli con testa - 6 pinzette di legno - 1 pennello. Se alcuni di questi utensili Vi dovesse mancare, li potrete acquistare dal Vostro negoziante, sulla base del catalogo attrezzistica, contenuto nella scatola.

Tools: To build this first steps of the model or hull, below is listed some of tools needed. Small hammer - Cutter with sharp blades - Set of files - Strip clamp machine - set of sanding sticks - 2 grades of sand paper - Set of headed pins - 6 pegs - one brush.

If you do not have some of these tools, you can buy them at your local hobby shop, following our tool catalogue supplied with the kit.

Werkzeug: Für den Bau der ersten Konstruktionsphase dieses Modells, dem Rumpf, benötigt man folgende unten angeführte Werkzeuge. Ein kleiner Hammer - einen Sockelschneider mit sehr scharfen Klingen - einen Satz Feilen - eine Vorrichtung zur Verjüngung der Leisten - einen Satz Schmirgelkissen - grobes und feines Sandpapier - einen Satz Stecknadeln - 6 Holzpinzetten - 1 Pinsel. Sollten Ihnen einige dieser Werkzeuge fehlen, können Sie diese bei Ihrem Händler anhand des Zubehörcatalogs, welcher Ihrer Verpackung beigefügt ist, erwerben.

Équipement: Pour la construction du premier stade de construction de ce modèle, la coque, nous avons besoin de quelques outils que nous vous énumérons: Un petit marteau - un couteau à balsa avec des lames très tranchantes - une série de petites limes - l'étai à lattes - une série de cales à poncer - du papier de verre de grain gros et fin - une série d'épingles avec tête - 6 pincettes de bois - 1 pinceau.

Si quelques uns de ces outils devait vous manquer, vous pourrez les acquérir chez votre revendeur, sur la de base du catalogue d'outillage, contenu dans la boîte.

De uitrusting: Voor de bouw van het eerste stadium van bouw van dit model, de schaal, hebben wij enkele werktuigen nodig die wij u opsmen: Een kleine hamer - mes voor balsahout met zeer snijdende plaatjes - een reeks van kleine vijlen - de bankschroef voor lijstjes - een reeks schuurpapier ruw en fijn - een reeks spelden met hoofd - 6 tangetjes in hout - 1 penseel. Als enkele deze werktuigen u moesten gebrek hebben aan, zult u ze kunnen verkrijgen bij uw kleinhandelaar, op basis van de catalogus van werktuigen, catalogus geleverd in de doos.

Equipamiento: Para la construcción de la primera fase de este modelo, el casco, es necesario emplear algunas herramientas que pasamos a enumerar. Martillo pequeño - Cúter con las hojas muy afiladas - Varias limas - Ahusador de listones - Varios taponos de papel de lija - Papel de lija grueso y fino - Varios alfileres con cabeza - 6 pinzas de madera - 1 pincel. Si le hace falta alguna de estas herramientas, podrá adquirirla en su tienda habitual, en base al catálogo de utensilios, que se encuentra dentro de la caja.

Carta vetrata - Sand-paper - Schleifpapier
Papier de verre - Schuurpapier
Brusni papir - Papel de lija

Art. 8011 grana - grain - Körnung
korrel - gradacija - grano 80
Art. 8012 grana - grain - Körnung
korrel - gradacija - grano 180



23x27 cm.

Art. 8160

Tornio elettrico per legno - Wood working lathe
Holz-DrehbanTour a bois
Electrische houtdraaibank
Torno eléctrico para madera



Art. 8297



Martello professionale - Hammer - Hammer
Marteau professionnel - Professionele Hamer
Martillo profesional

Art. 8263

Coltello leggero in alluminio - Light alu knife
Messer Leichte Ausführung
mit Aluminiumgriff
Couteau léger
en aluminium
Licht mes
in aluminium
Cuchillo ligero de aluminio

Art. 8200 5P.
Lama inclinata
Ersatzklingen
Long angled blade
Lame inclinée
Schuin blad
Cuchilla inclinada



Levigatori a carta vetrata doppia faccia - Double face sanding stick
Schleifer mit 2-Schleifpapieren - Stick à poncer double face
Schurrblok voor 2-zydig schuurpapier - Pulidor de hoja de doble lija

Grana - Grain - Körnung - Korrel - Grano 80 e 220
Art. 8190 mm 20x80 Art. 8191 mm 30x100
Art. 8192 mm 40x120 Art. 8193 mm 50x140
Art. 8194 mm 60x160
Art. 8195 Serie 5 pezzi - Set of 5 pieces - Satz 5 stück
Assortiment de 5 pièces - Serie 5 piezas



Art. 8300

Serie limette con impugnatura - Set of files with handle
Nadelfeilen-Set - Set limes avec manche
Set van vijlen met heft - Varias limas con empuñadura


Rastremalistelli e supporto scafo - Strip clamp & hull holder
Leistenschneider und kielklemme
Étau pour listeau et fixation de quille
Klamp voor latten en kielhouder
Ahusador de listones y soporte del casco



Art. 8155

Spilli da lavoro
Plastic-head pins
Stecknadeln
Epingles à tête en
plastique
Steeknaalden
Alfileres de trabajo

Art. 2476



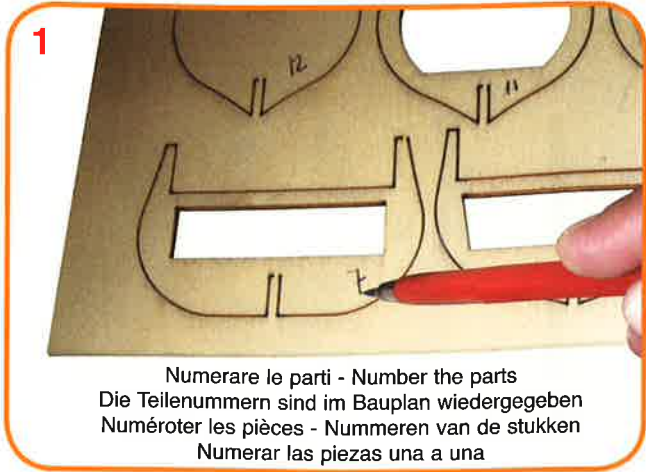
Art. 8178

Mollette di serraggio
Pegs - Pincas - Klammern
Knijpers - Pinzas de sujeción




Art. 1556

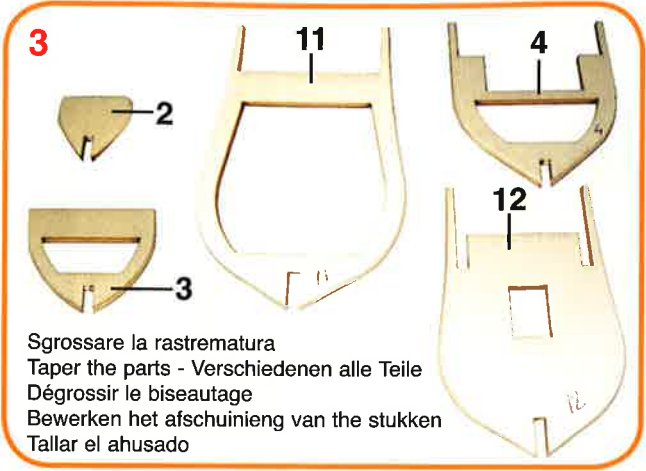
Pennello - Brush - Pinsel - Piceau - Borstel - Pincel



1
 Numerare le parti - Number the parts
 Die Teilenummern sind im Bauplan wiedergegeben
 Numéroté les pièces - Nummern van de stukken
 Numerar las piezas una a una




2
 Tagliare i ponticelli - Cut the small bridges
 Schneiden sie die kleinen Stege durch
 Couper les pontets - Snijd de bruggen
 Cortar los puentes



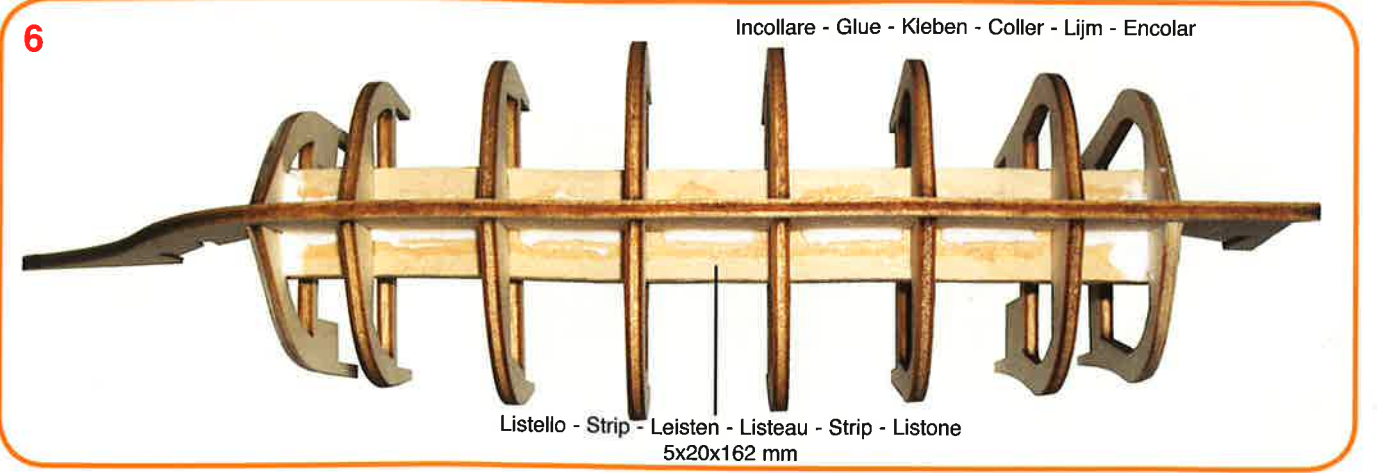
3
 Sgrossare la rastrematura
 Taper the parts - Verschiedenen alle Teile
 Dégrossir le biseautage
 Bewerken het afschuinieng van the stukken
 Tallar el ahusado



4
 Pulire l'incastro delle ordinate
 Clean the slot of frames
 Reinigen Sie den Schlitz die Spanten
 Nettoyer le joint de les couples
 Reinig het gewricht van de bestelde
 Limpie el conjunto de la cuadernas



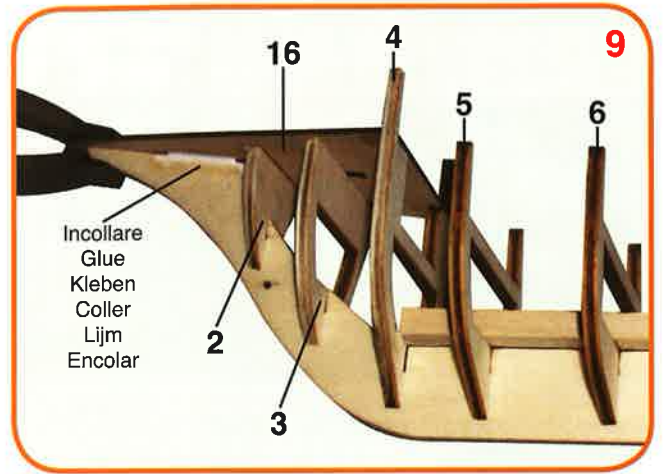




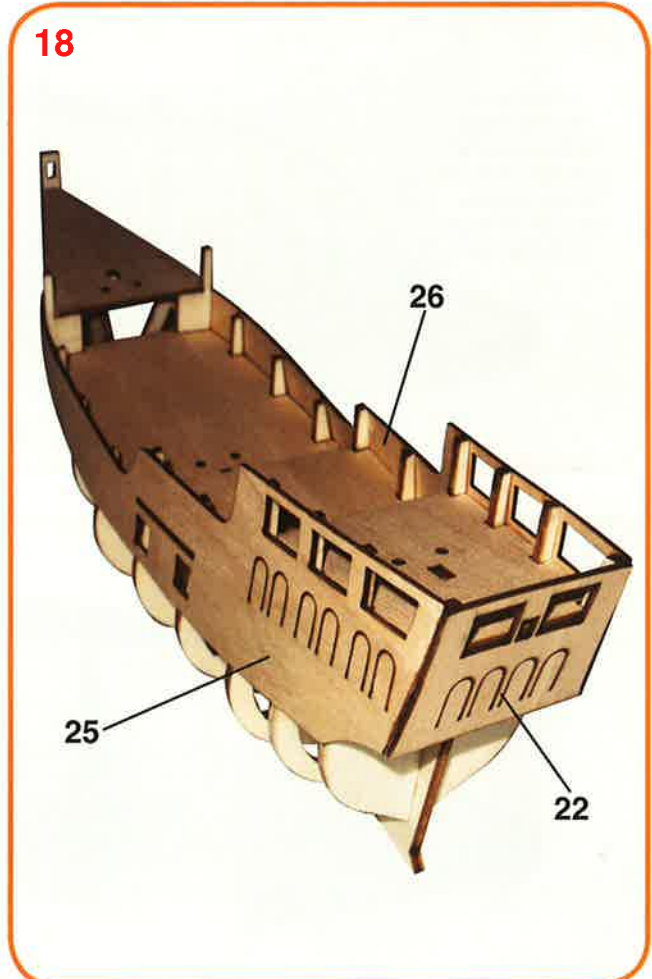

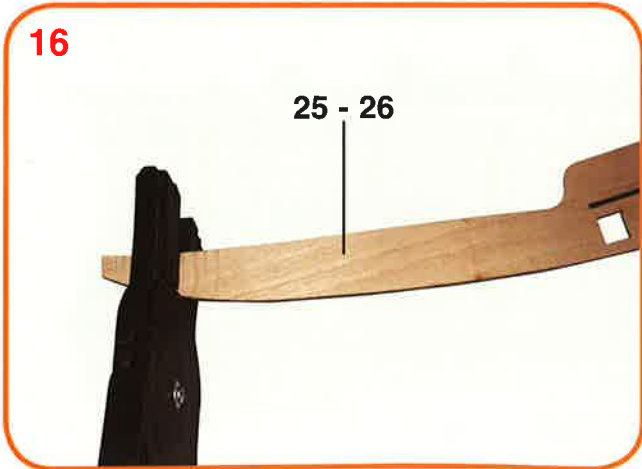
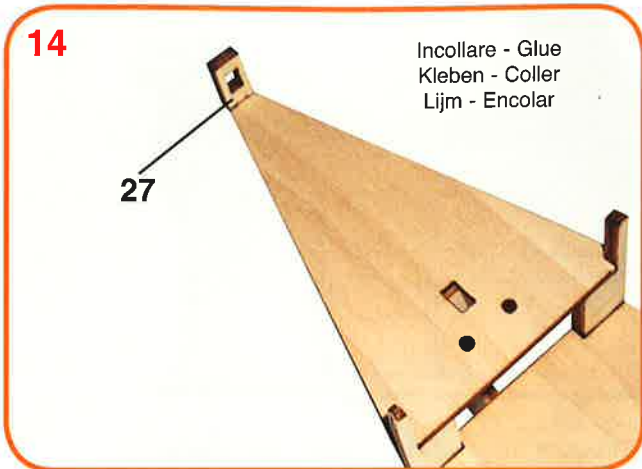
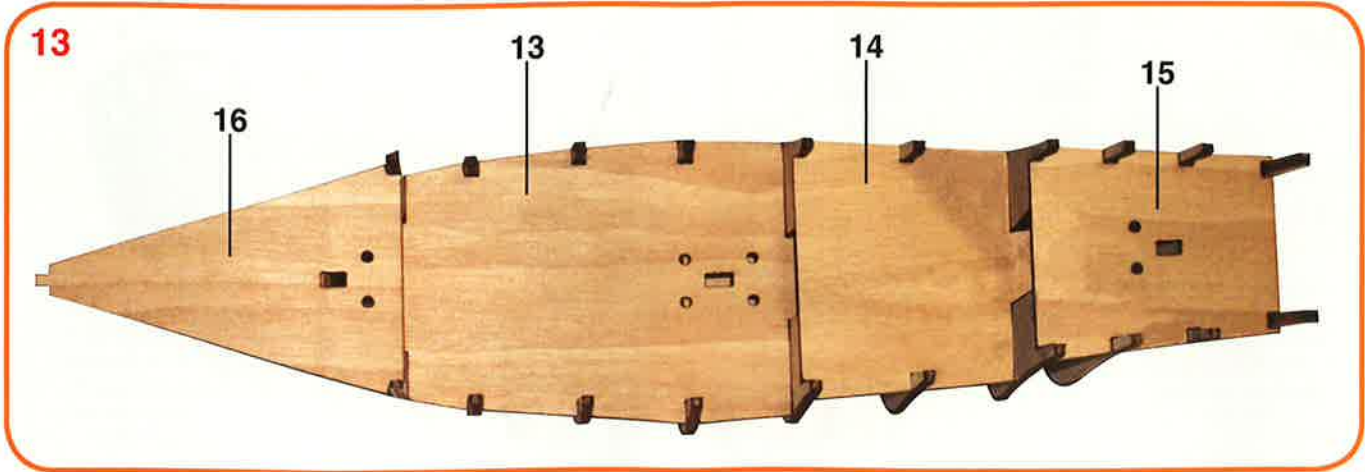
5
 Listello - Strip - Leisten - Listeau - Strip - Listone
 5x20x162 mm



6
 Incollare - Glue - Kleben - Coller - Lijm - Encolar

Listello - Strip - Leisten - Listeau - Strip - Listone
 5x20x162 mm







19



20



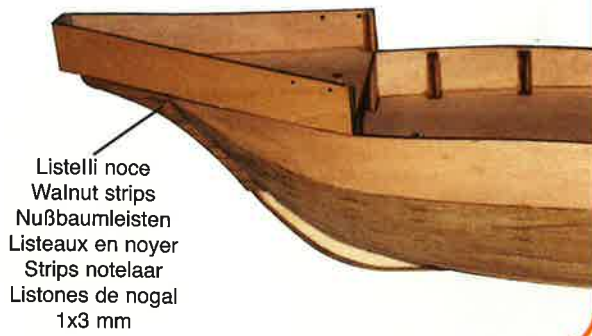
21



22



23



Listelli noce
Walnut strips
Nußbaumleisten
Listeaux en noyer
Strips notelaar
Listones de nogal
1x3 mm

24



Listelli noce
Walnut strips
Nußbaumleisten
Listeaux en noyer
Strips notelaar
Listones de nogal
1x3 mm

25



Stuccare - Putty - Verspachteln - Stuquer - Vullen - Estucar
Consigliato - Recommended - Empfohlen - Recommandé - Geadviseerd - Recomendado
Art. 1022

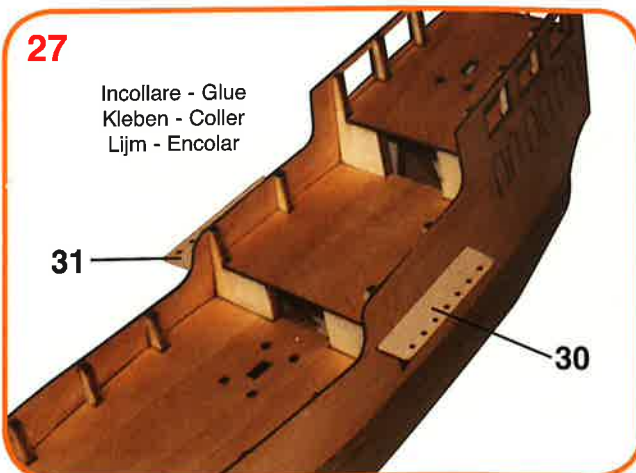
Carteggiare - Sand - Schleifen - Poncer - Schuur - Lijf

26



Proteggere con 3 mani di turapori Art. 1020 - Coat 3 times with sanding sealer Art. 1020 - Mantel 3mal mit Porenfüller Art. 1020
Protéger avec 3 mains de bouche-pores Art. 1020 - Bedekt 3 keer met het primer & porienvuller Art. 1020
Proteger con 3 manos de barniz de fondo Art. 1020

27

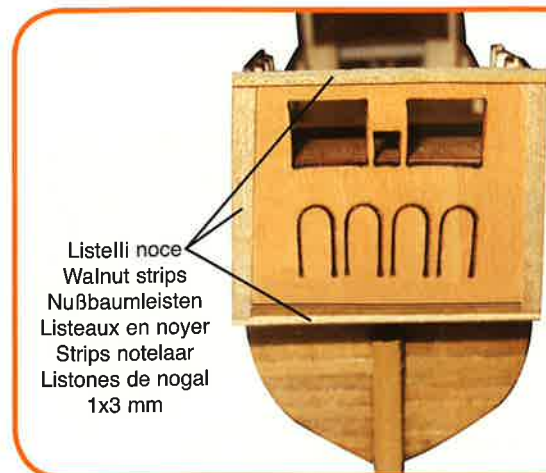


Incollare - Glue
Kleben - Coller
Lijm - Encolar

31

30

28



Listelli noce
Walnut strips
Nußbaumleisten
Listeaux en noyer
Strips notelaar
Listones de nogal
1x3 mm

29

Listelli noce - Walnut strips - Nußbaumleisten
Listeaux en noyer - Strips notelaar - Listones de nogal
1x3 mm

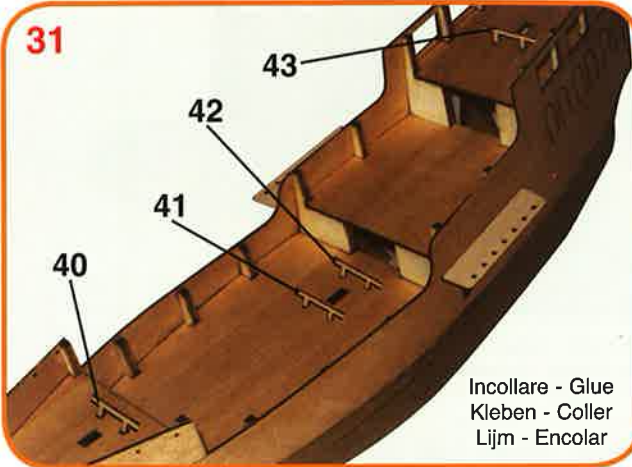


30

Listelli noce
Walnut strips
Nußbaumleisten
Listeaux en noyer
Strips notelaar
Listones de nogal
1x3 mm




31



Incollare - Glue
Kleben - Coller
Lijm - Encolar

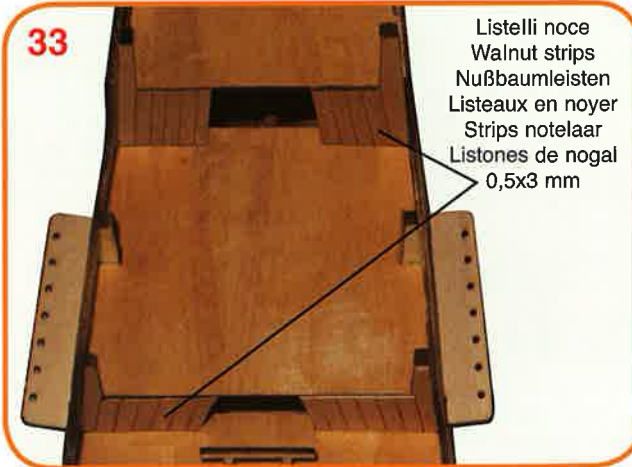
32

Listelli noce
Walnut strips
Nußbaumleisten
Listeaux en noyer
Strips notelaar
Listones de nogal
0,5x3 mm



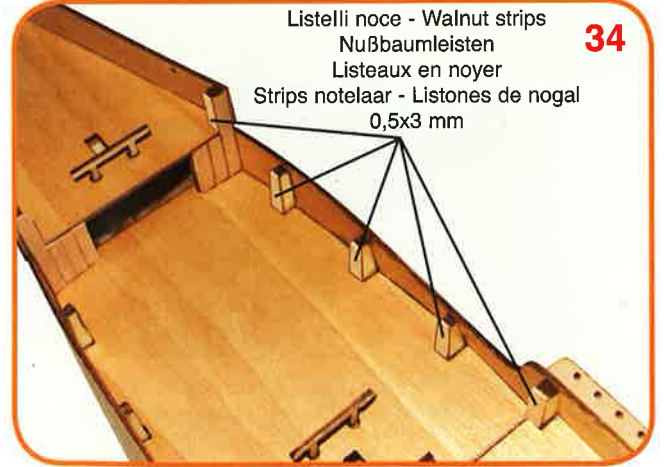
33

Listelli noce
Walnut strips
Nußbaumleisten
Listeaux en noyer
Strips notelaar
Listones de nogal
0,5x3 mm




34

Listelli noce - Walnut strips
Nußbaumleisten
Listeaux en noyer
Strips notelaar - Listones de nogal
0,5x3 mm




35


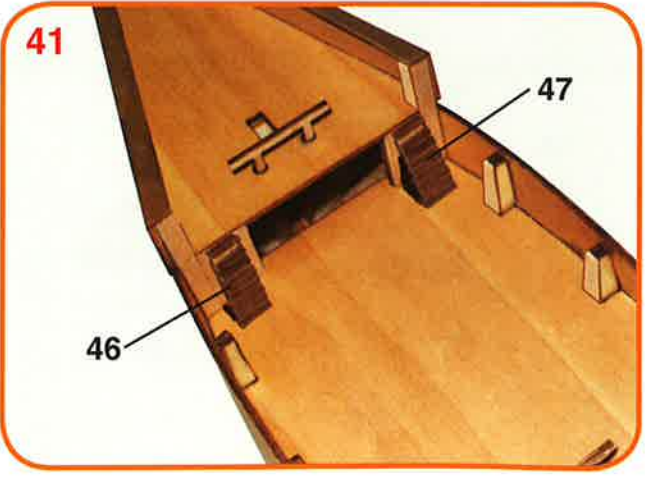
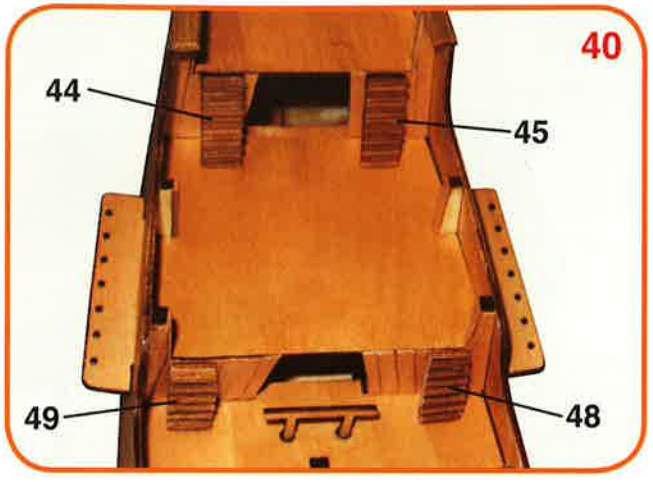
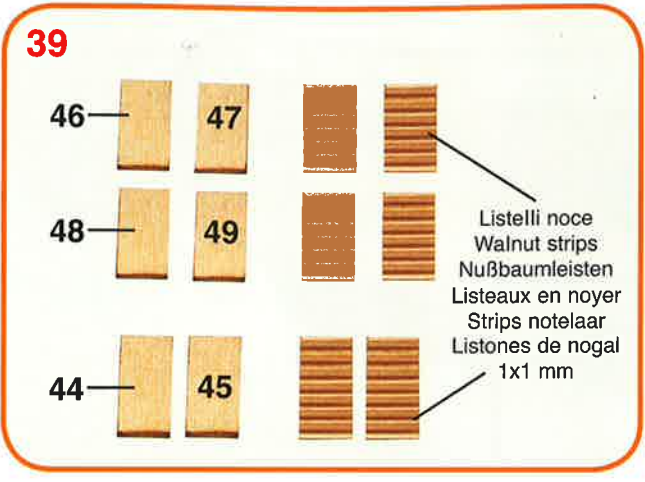

Listelli noce - Walnut strips - Nußbaumleisten
Listeaux en noyer - Strips notelaar - Listones de nogal
0,5x3 mm



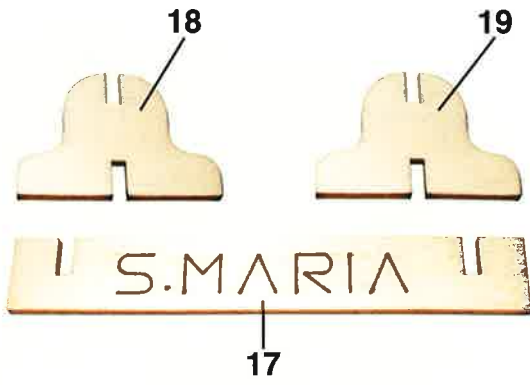
36

Listelli noce - Walnut strips - Nußbaumleisten
Listeaux en noyer - Strips notelaar - Listones de nogal
1x5 mm

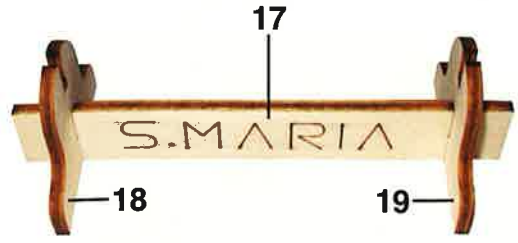




44



45

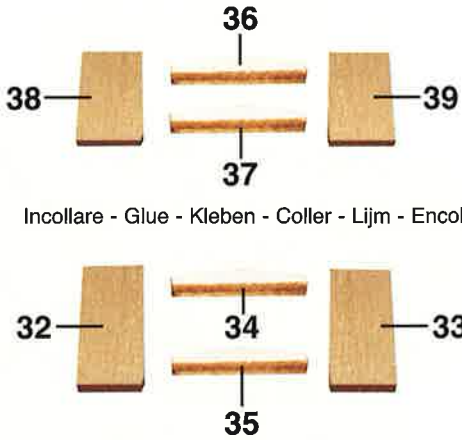


Incollare - Glue - Kleben - Coller - Lijm - Encolar

46




47

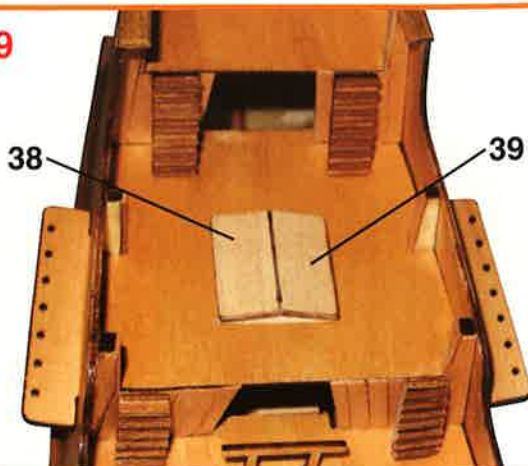


Incollare - Glue - Kleben - Coller - Lijm - Encolar

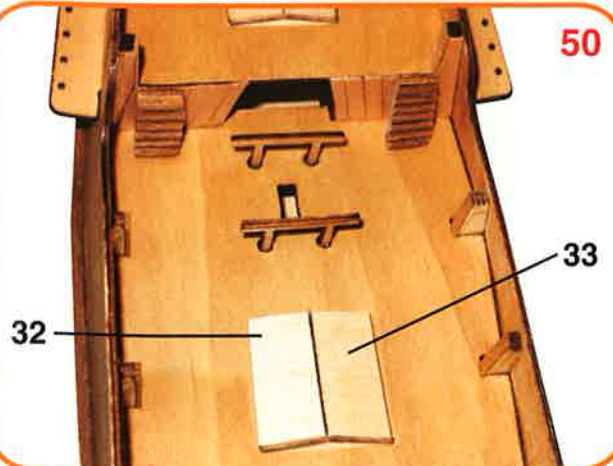
48



49



50

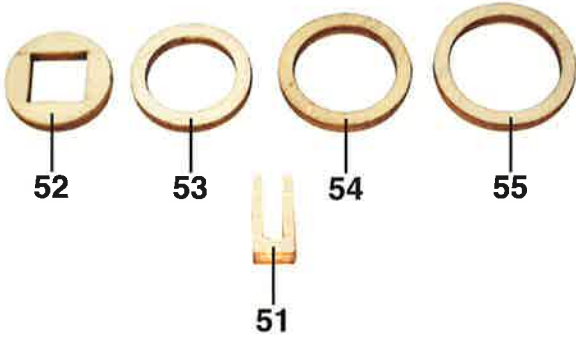


51

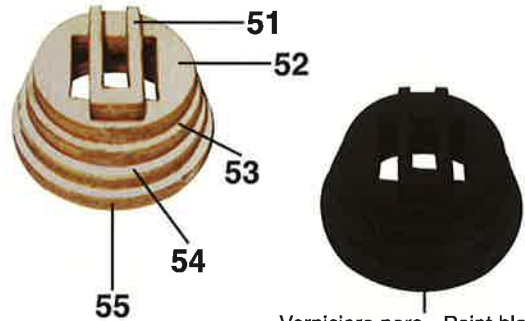


52

Incollare - Glue - Kleben - Coller - Lijm - Encolar

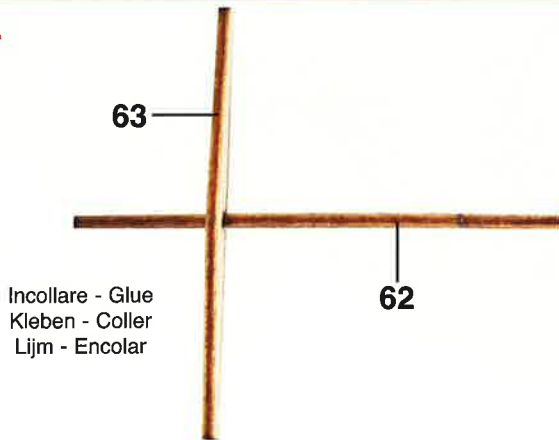


53

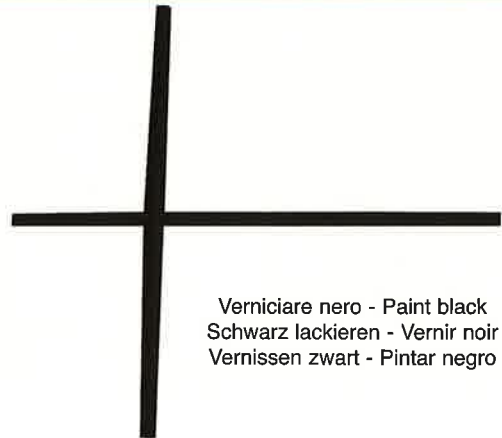


Verniciare nero - Paint black
Schwarz lackieren - Vernir noir
Vernissen zwart - Pintar negro

54

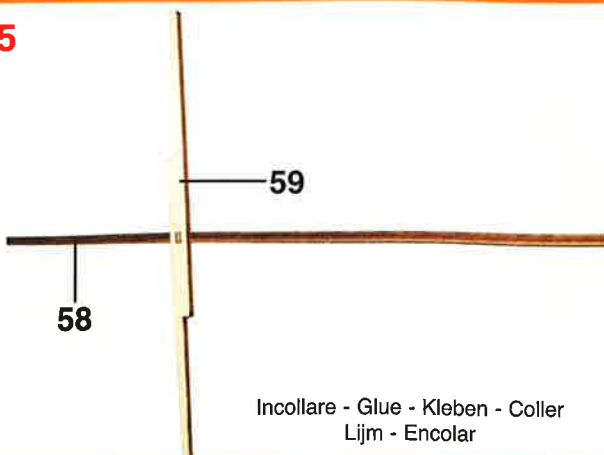


Incollare - Glue
Kleben - Coller
Lijm - Encolar

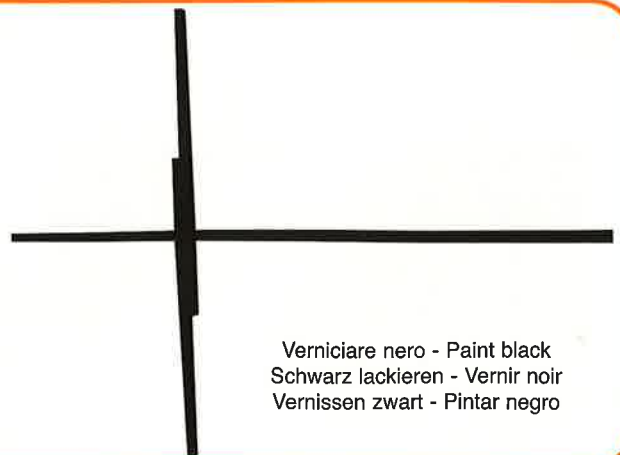


Verniciare nero - Paint black
Schwarz lackieren - Vernir noir
Vernissen zwart - Pintar negro

55



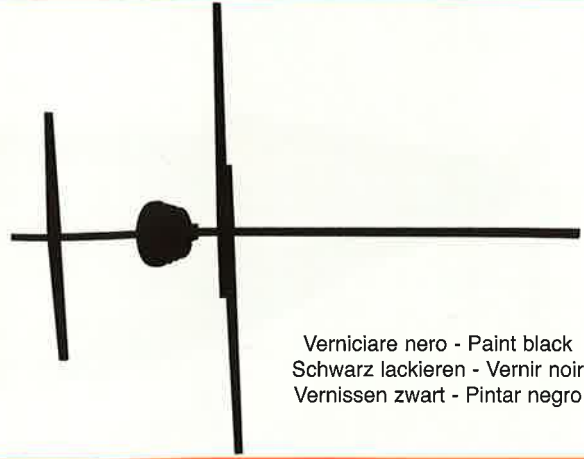
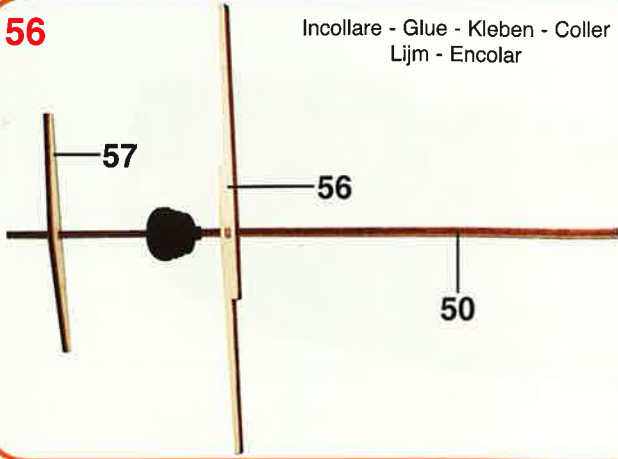
Incollare - Glue - Kleben - Coller
Lijm - Encolar



Verniciare nero - Paint black
Schwarz lackieren - Vernir noir
Vernissen zwart - Pintar negro

56

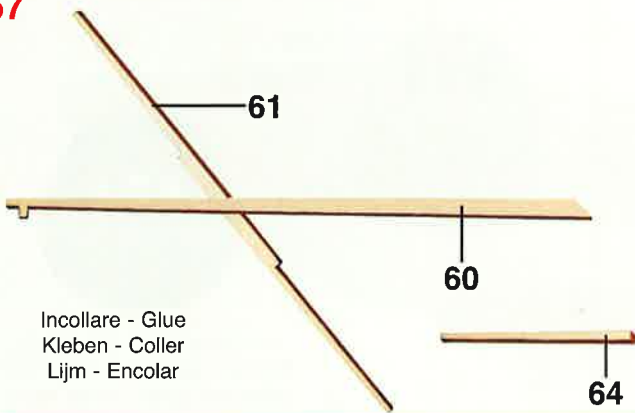
Incollare - Glue - Kleben - Coller
Lijm - Encolar



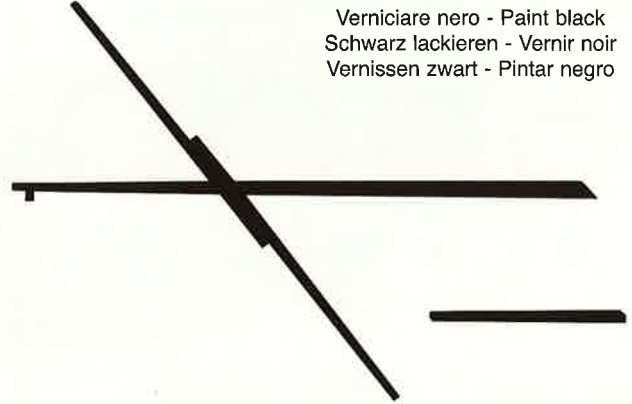
Verniciare nero - Paint black
Schwarz lackieren - Vernir noir
Vernissen zwart - Pintar negro

57

Verniciare nero - Paint black
Schwarz lackieren - Vernir noir
Vernissen zwart - Pintar negro



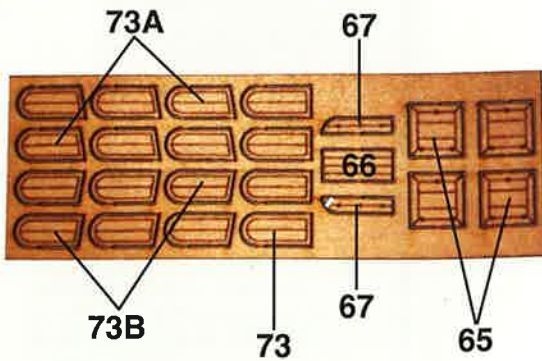
Incollare - Glue
Kleben - Coller
Lijm - Encolar



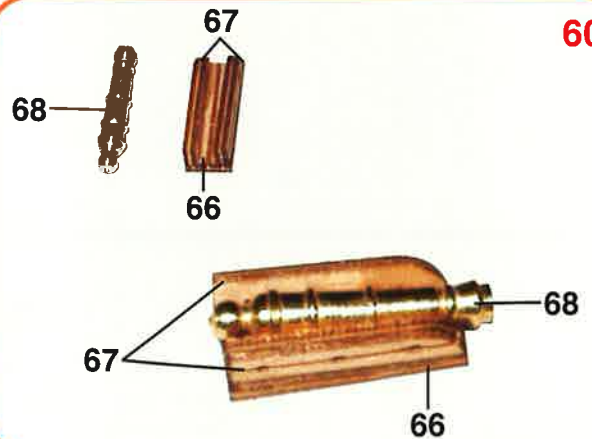
58




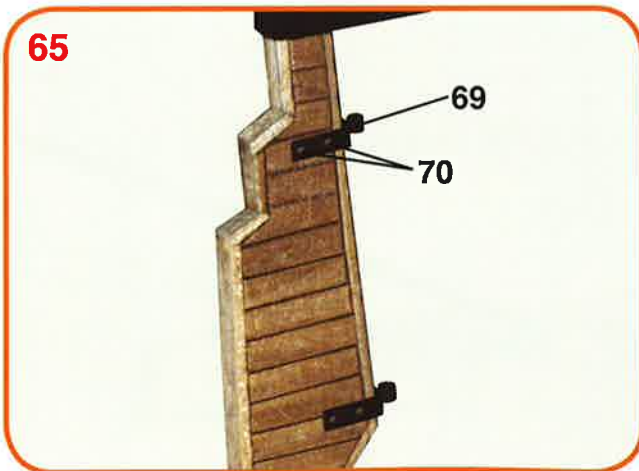
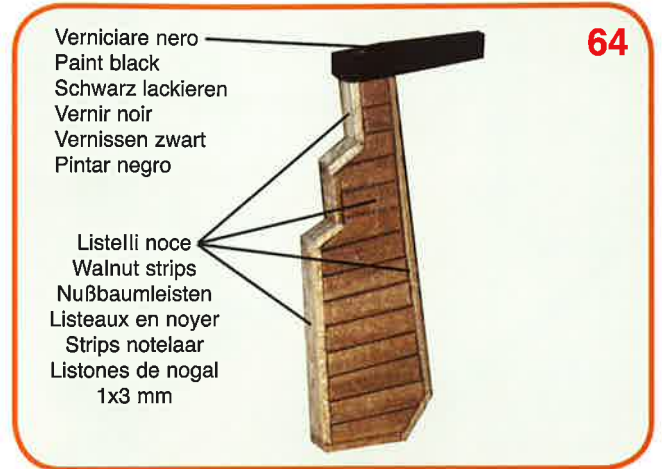
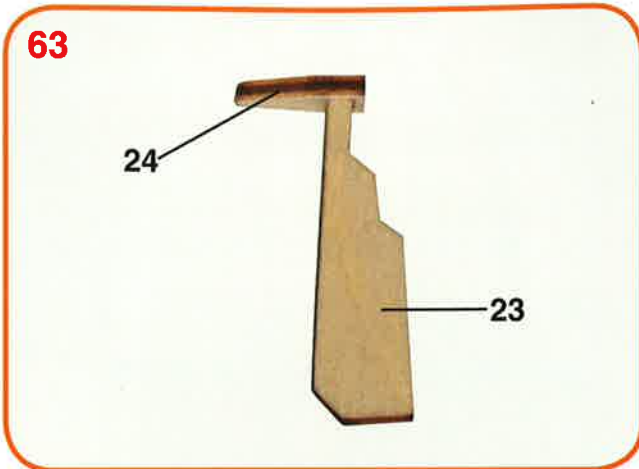










59










60











LISTA DEI MATERIALI	MATERIAL LIST	MATERIALLISTE	LISTE DI MATÉRIEL	MATERIALENLIJST	LISTA DE MATERIALES	mm.	Quan. Anz.	Disegno N. Ident N. Nr.
Tavola compensato	Plywood board	Sperrholzplatte	Planche contreplaqué	Plaat triplex	Tabla chapa	3x145x350	1	2-3-4-5-6-7-8-9-10-11-12
Tavola compensato	Plywood board	Sperrholzplatte	Planche contreplaqué	Plaat triplex	Tabla chapa	3x130x295	1	1-17-18-19-20-21-23-24-27-34-35-36-37-50-51-52-53-54-55-56-57-58-59-60-61-62-63-64
Tavola laser-incisa	Laser engraved sheet	Laser eingeschnitten	Planche laser-gravée	Laser ingesneden plank	Tabla laser grabó	1,2x145x360	1	13-14-15-16-17-22-25-26-28-29-30-31-32-33-38-39-40-41-42-43-44-45-46-47-48-49
Tavola laser-incisa	Laser engraved sheet	Laser eingeschnitten	Planche laser-gravée	Laser ingesneden plank	Tabla laser grabó	1x35x100	1	65-66-67-73-73A-73B
Listello tiglio	Lime wood strip	Lindenholzleiste	Listeau en tilleul	Strip in lindehout	Listone de madera	5x20x162	1	-
Listelli noce	Walnut strips	Nußbaumleisten	Listeaux en noyer	Strips notelaar	Listones de nogal	1x3x250	46	-
Listelli noce	Walnut strips	Nußbaumleisten	Listeaux en noyer	Strips notelaar	Listones de nogal	0,5x3x250	3	-
Listello noce	Walnut strip	Nußbaumleiste	Listeau en noyer	Strip notelaar	Listone de nogal	1x5x250	1	-
Listelli noce	Walnut strips	Nußbaumleisten	Listeaux en noyer	Strips notelaar	Listones de nogal	1x1x250	2	-
Listelli noce	Walnut strips	Nußbaumleisten	Listeaux en noyer	Strips notelaar	Listones de nogal	1,5x1,5x250	6	-
Canapa	Rope	Takelgarn	Cor dage	Touw	Cáñamo	ø 0,25	10 mt	-
Cannone	Barrels	Geschütz	Canons	Lopen	Cañón	15	1	68
Cerniere timone	Rudder hinges	Ruderscharniere	Charnière de gouvernail	Roerscharnieren	Bisagras de timón	-	4	69
Chiodini ottone	Brass nails	Drahstifte, Messing	Clous en laiton	Nagels	Ciavo de latón	-	16	70
Perni cerniere	Hinge pin	Weilen für Ruderscharniere	Axes de charnières	Scharnieren pinnen	Pernos de bisagras	-	2	71
Battute	Pintles	Fingerling	Pitons	Pintles	Perno	-	2	72
Libretto istruzioni	Booklet with instruct.	Anleitungen	Livret pour les instructions	Handleiding	Libro de instrucciones	-	1	-